

Introduction

In addition to the general requirements for admission to Norwich University, for admission into the School of Architecture + Art you need to submit examples of your creative work. Your creative work may be submitted in a Portfolio or you may complete a series of Drawing Exercises. Below you will find requirements for each method of submission.

Portfolio

Your portfolio allows us to gain insight into your observational process and understand how you draw meaning from your environment. We especially appreciate the work you have done on your own outside of school. Outside work demonstrates your natural curiosity and your desire to work independently.

Requirements:

Please include 8-12 examples of your work, including a minimum of 3 free-hand drawings. Please submit reproductions of your work, as we do not accept original artwork or electronic/digital submissions. Your Portfolio may include but need not be limited to:

- Paintings (watercolors, oil, acrylics, etc.)
- Sculptures
- Drawings and Mixed Media
- CAD Drawings
- Mechanical Drawings (by hand)
- Graphic Design
- Furniture
- Ceramics
- Models

If you do not have 8 examples of work to meet the basic requirement you can do additional free-hand drawings or you can refer to the Drawing Exercises section for projects to supplement your Portfolio. Please avoid directly replicating images from popular culture for your Portfolio. We encourage you to submit a broad selection of media as we would like you to demonstrate your ability to interpret the world around you through your work.

Format:

- The Portfolio needs to be in 8½" x 11" format. You can have it bound or simply insert the images in acetate sleeves in a pre-bound folio.
- The inside cover page should have your name, mailing address, email address, and telephone number.
- Label each work with a title, date, size of original, and media. Please note if the work was done for a class or if it was self directed (independent of school). If it was a group project list exactly what part of the project was your work.

Your portfolio design should compliment your work. Three-dimensional projects should be photographed on a black background with a 5 megapixel camera or better (not your cell phone). Two-dimensional work should be scanned if possible for maximum clarity. In preparing your page layout avoid clip art, decorative fonts, and extraneous embellishments that distract from your work.

Organize your work chronologically with your earlier work at the front to your most recent work at the back so we can see your progression over time.

If you wish to have your portfolio returned please include a Self Addressed Stamped Envelope (SASE).

Portfolio Award:


Portfolios submitted by February 15th will be automatically entered into our annual Architecture Portfolio Award Competition that will be judged by faculty members in the School of Architecture and Art. Students with the top portfolios will win a 45 piece tool kit that will assist them in model making, design, and drawing over the next four years. Winners will be notified by March 15th.

Drawing Exercises:

Instead of a Portfolio you may submit the following drawing exercises as your creative work. The exercises will demonstrate your composition, observation, and spatial abilities. You must send the original drawings. There are spaces provided on the following pages for you to complete the exercises. The three drawings should be bound in a folder with your name, mailing address, email address, and telephone number as an introductory page.


Drawing Exercise #1

This exercise should be drawn in pen (felt-tip or any fine point pen will work) from life, not from a photograph, digital image, or drawing. Take your cell phone, or any phone you have handy, and hold it in your non-drawing hand. Select a view that illustrates the relationship between the phone and the hand/fingers holding it. Produce a continuous line drawing of this view where you never pick up your pen during the entire process. Start in one area and continue drawing until a continuous line connects everything in the composition, as shown in the example on the right.




Drawing Exercise #2

Using a pencil or pen, redraw the photograph on the right to illustrate what you think are the most important characteristics of the scene.



Drawing Exercise #3

Develop a black and white composition by repeating and arranging the three shapes shown below. You may scale, rotate, copy, and arrange these objects as many times as you wish. In developing your composition be intentional about the secondary space (white) created in between your primary shapes (black).



Frequently asked questions:

Why does the School of Architecture + Art require a portfolio?

This is a chance for you to showcase your talent and to demonstrate your aesthetic maturity. Your portfolio is an expression of who you are and illustrates how you present your work and ideas. A finished portfolio also shows us your ability to see a project through to completion.

What if I have not taken any drafting, architecture, or fine arts classes?

If you do not have the work to put together a portfolio you may submit a series of **Drawing Exercises**. For this option please see the **Drawing Exercises** section.

Is there an advantage to submitting a Portfolio instead of Drawing Exercises?

Not in regards to admission as all applicants will have the same admission opportunities either way. Students who submit a Portfolio will be eligible for a Portfolio Award which is a tool kit that has the supplies you will need in your art and architectural design studios.

Contact:

If you have any questions about admissions to the School of Architecture and Art or would like to arrange a visit to talk to one of our faculty members about your work please contact:

Emily Menard
Assistant Director of Admissions
T. 802-485-2743
F. 802-485-2032
emenard@norwich.edu